

An app for an interactive classroom



**LOiLoNOTE**  
SCHOOL



Multi-platform  
support

Used by 30% or more ICT-enabled  
schools in Japan

Adopted by 10,000 schools and used by 2 mils people a day.



# LoiLoNote School is a platform for student-centered interactive lessons

## Interactive lessons

Students' thoughts are put and shared on the same board, which leads to interactive learning among them.

## Develop logical thinking skills

Graphic organizers help students develop logical thinking skills, organize their thoughts and make their presentations.

## Best app for learning languages

As students can record voice and video individually while practicing, teachers will be able to advise each student in more efficient manners than ever.

## Unlimited cloud storage

Videos, audios, photos, PDFs, and other files are stored unlimitedly. Students can accumulate all the lesson materials in their accounts and refer to them even after graduating.

\\ LoiLoNote School is the all-in-one app for your classes //

Think independently, learn together! Simple yet effective  
learning support app Bringing teachers' ideas to life.

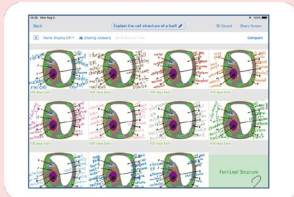
**LoiLo Web Filtering is  
available for free!!**

Students can use the  
web safely, even at  
home.

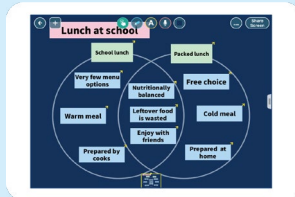
# LoiLoNote School is the interactive platform for student-centered lessons

Cultivate students' logical thinking skills, Ease teachers from preparation work


## Interactive lessons



## Think visually



## LoiLo Web Filtering service is included



## Multi-platform Unlimited cloud storage



## Learn from each other through Interactive lessons

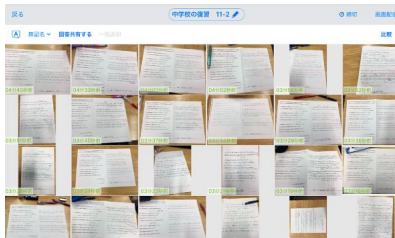
### Material distribution, Notifications, Screen sharing

- Send materials to the whole class or individuals
- Send notifications
- Share teachers' tablet screen



### Display all students' answers

- Collect and correct answers online
- Display all the answers
- Send feedback individually



### Mutual learning

- Show students' answers to the entire class
- Share answers and learn together




### Automatic Grading

- Display test/questionnaire answers in real-time
- Shorten grading time with automatic grading



### Free to edit media files

- Edit photos, videos, audios, PDFs, and more
- Add texts or drawings
- Export as PDF/ Video



### Classroom Management

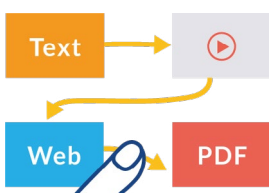
- Lock students' screen
- Control data exchange between students
- See the historical timeline of exchanging Cards in the class



## Cultivate students' logical thinking skills

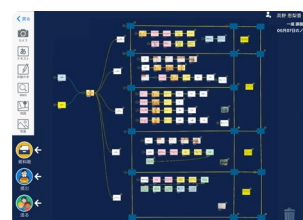
### Connect Cards to make a presentation

- Put any Cards into another
- Connect/Disconnect/ Arrange Cards by touching allows between Cards



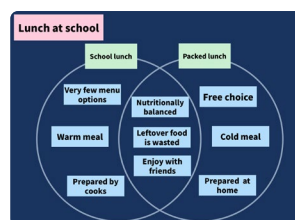
### Record learning progress

- Accumulate all the lesson materials
- Reflect on the lesson while organizing their Cards
- Boost students' motivation



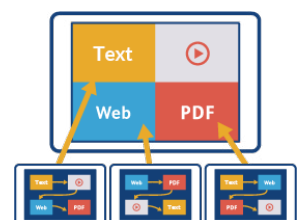
### Graphic organizers

- Visualize the thoughts
- Broaden their thinking or converge on a core idea
- Develop new thoughts



### Collaborative learning

- Exchange Cards each other
- Share Cards with others
- A single shared note to be edited collaboratively (To be released in 2022)





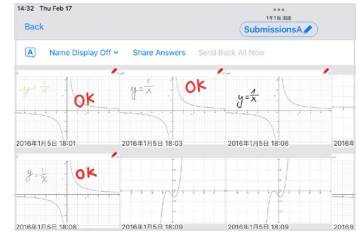
# How to use in the lessons

## Basic use

### Collect students' handwritings

Students take a photo of their paperwork and submit it. Collected student data can be displayed on one screen.


Teachers can return the feedback individually.



### Share videos

You can send videos you have just taken to the teacher or other students.

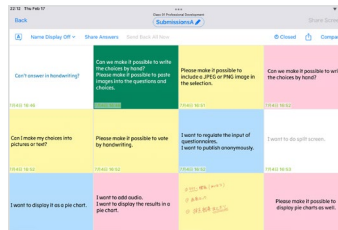
Unlimited cloud storage.



### Share thoughts

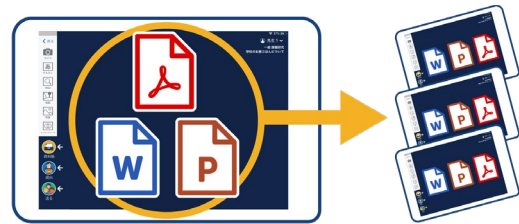
After students submit their ideas in Cards, and they can see other students' Cards when allowed by the teacher.

Students can share their thoughts, which drives collaborative learning.



### Paperless

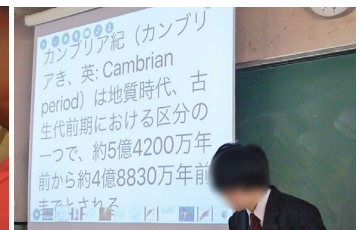

Once converted to PDFs, you can use Word and PowerPoint documents to distribute these to students in the app. Colored documents can be shared without spending time and cost in printing.



## Advanced use

### Presentation

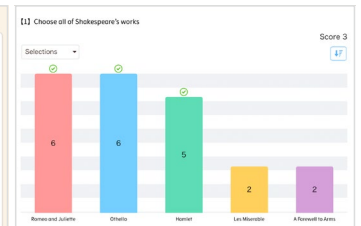
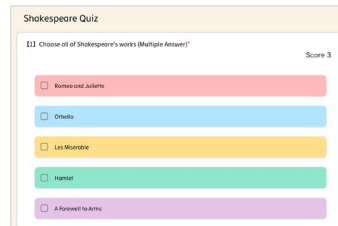
Students can make their presentations by connecting Cards simply with lines. Students can quickly put and collect ideas together and give presentations.



### Automatic Grading

Test Cards can automatically grade the test results and summarize questionnaires in real-time.

Real-time summary with automatic grading. Learning history will be exported to a file.



### Develop new thoughts

Graphic organizers visualize the course of thinking. It supports students in summarizing their thoughts and the others', enhancing collaborative learning.



# Mathematics

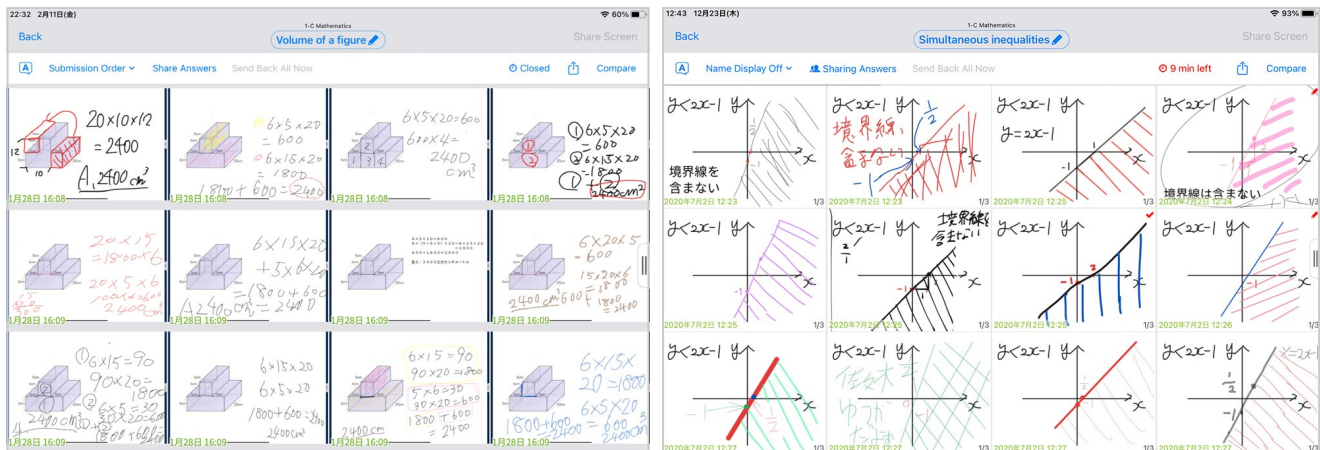
## Material Box Support study at preparation, review, and home

You can store a variety of media files such as videos, photos, and PDFs in the Material Box.

By saving assignments and explanations in the Material Box, students can use them any time. It helps them study before and after the class or study at home.

## Submission Box View answers of the whole class

Once the teacher allows sharing the answers to the whole class, and the students will be able to learn from the answers. Students show their ideas to others or compare ideas in a class, which will drive shared learning.



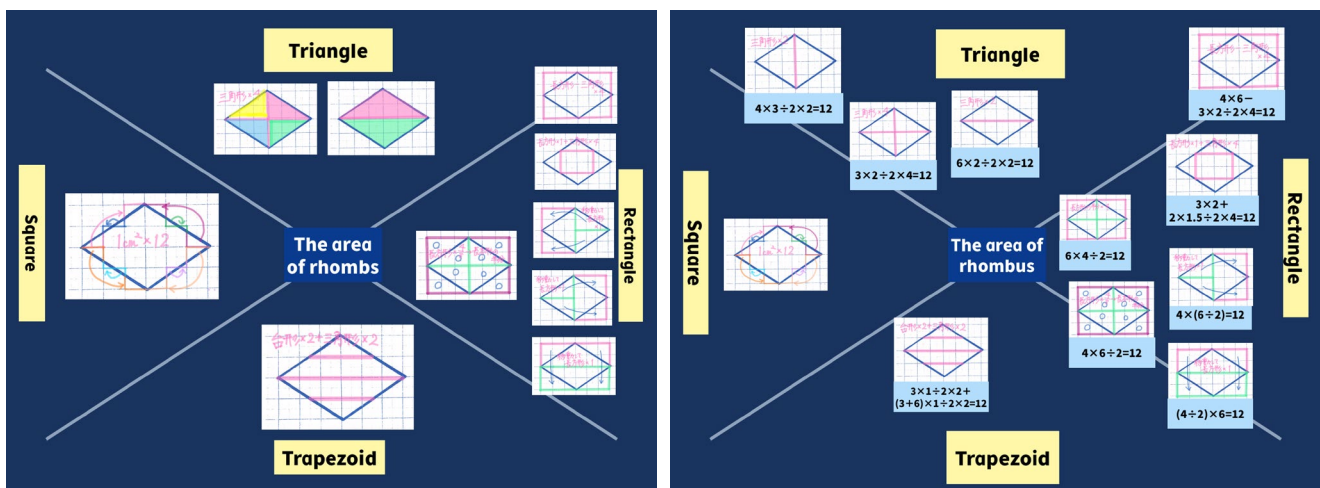
## Test Card Make questions with each other

Students make and solve original questions with each other using test Cards, which leads them to a deeper learning collaboratively.

## Graphic organizer Organize the solving process

Graphic organizers help students organize their solving process.

By turning on the sharing answer function, the submissions in the whole class become visible to everyone in the class. In this way, students will learn different ways to solve the task.



# Social Studies

## Material Box Refer to frequently used materials at any time

Keep frequently used worksheets, white maps, test cards, etc. in the Material Box so that students can refer to them at any time.

## Web Card Collect and use the information on the Web

Web Card is used for Internet searches, and the search result will be kept as a Card on the spot.

As a Web Card has a URL inside, you can continue your search using the Card.

You can connect, submit, put in any other Cards as well as other Cards.

### Jeanne d'Arc

- a soldier of the Kingdom of France
- 15th century

### Hundred Year's War

1337 - 1453

The Hundred Years' War (1337-1453) was an intermittent conflict between England and France lasting 116 years. It began primarily because King Edward III of England claimed the French throne in 1329 and Philip VI of France refused to recognize his claim. The French eventually won and gained control of all of France except Gascony. In 1453, the English were gone forever from the battle of Castillon and France.



## Test Card Study at your own pace

You can put questions, answers, explanations on your test Card. In addition to them, you can allot scores for each question. Distributing tests for each unit allows students to answer at their timing and pace.

[1] What is another name for Australia? \*

Score 1

☐ In The Middle

☐ Up Over

☐ Down Under

[1] What is another name for Australia? \*

Score 1

☒ In The Middle

☐ Up Over

☒ Down Under

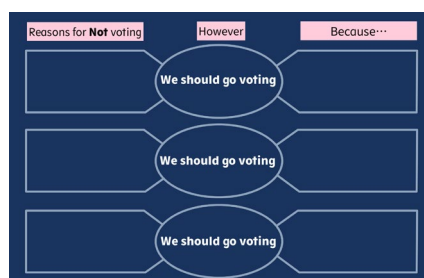

Explanation

Colloquial names for Australia include 'Oz' and 'Land Down Under' (usually shortened to simply 'Down Under'). Other derogatory terms include 'The Great Southern Country', 'The Lucky Country', 'The Sunburn Country' and 'The Wide Brown Country'.

## Graphic organizer Build your opinion

Graphic organizers are helpful when you want to put your thoughts in order.

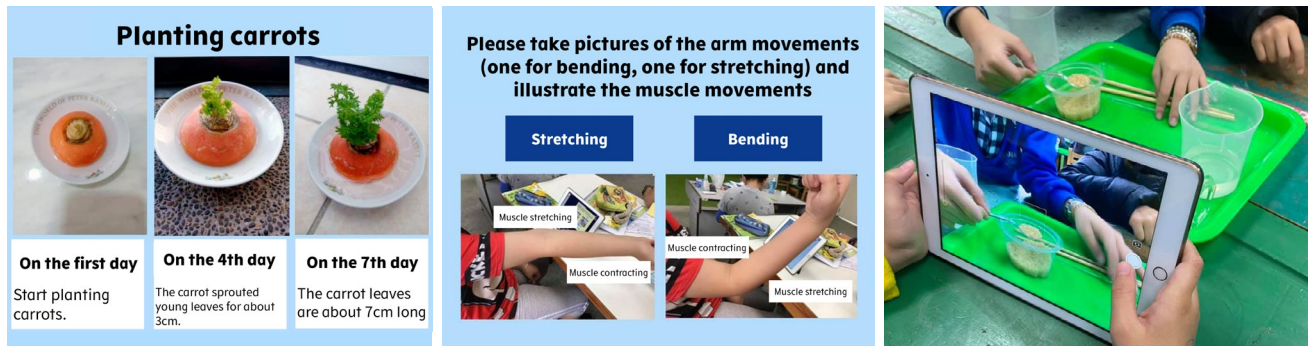
By explaining your thoughts with graphic organizers, the listeners will have better understanding.





## Video and photo Record of experiments and observations

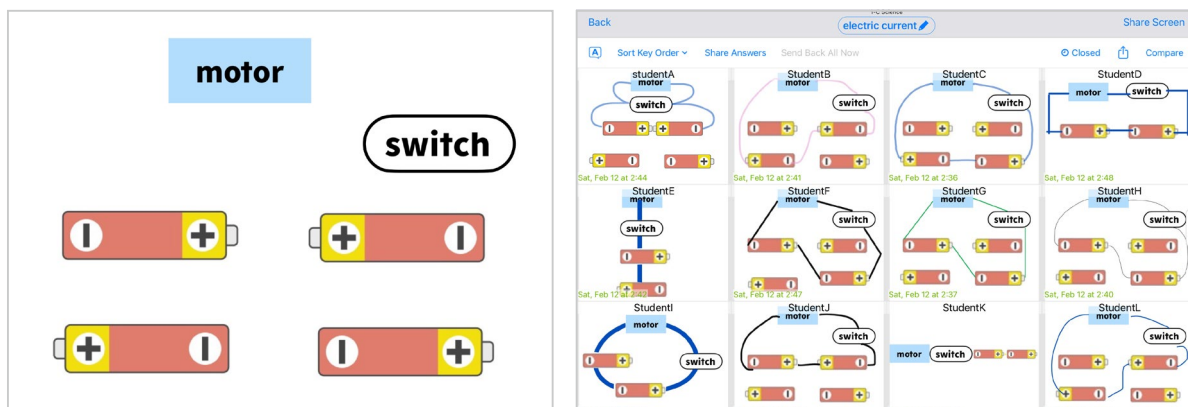
Recording your experiments by videos and photos are useful to consider and reflect on the experiments' results. On the shared screen, you can zoom it in/out, add texts/drawings and even play videos.



## Submission Box Verify the hypothesis

Before an experiment, you can deepen your hypothesis.

By turning on the sharing answer function, students can view the other students' hypotheses.

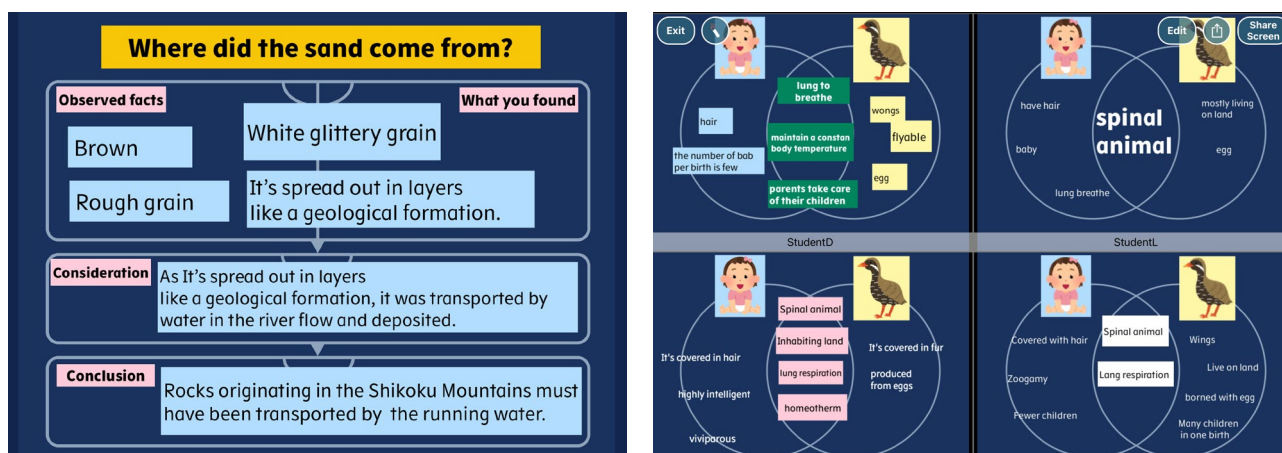


## Graphic organizer Visualize the differences

Graphic organizers are helpful to find the similarities and differences of “dicotyledons and monocotyledons”, “male and female of the killifish” and so forth.

Students can visually sort out the similarities and differences, leading to deeper learning.

By sharing answers, students can review and create new ideas.



# Foreign Language

## Recording **Send assignments and recorded materials to and from the teacher**


It's easy to record voice and videos, and share them.

Recorded materials are stored in size unlimited cloud; no need to worry about the storage space.

### Example 1

Teachers distribute audio materials and have each student practice listening and reading.

Teachers can spend more time reviewing speaking assignments by collecting voice Cards from students.



### Example 2

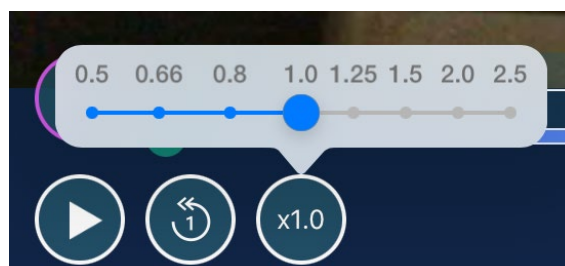
Take videos in pairs during presentation and retelling.

Students have chances to retake the video as many as they need. Teachers will evaluate students' performance by playing the videos one by one.



## Playback **Listen individually**

- ✓ The playback speed (0.5 to 2.5 times) is adjustable to their listening skills.
- ✓ Play from a second before.  
Students can listen to the part they have difficulties with as many times as they need.



## Use example by skill

### Speaking



- Take and submit your presentation video
- Questions and answers by recording

### Writing



- Write a composition using graphic organizers to spread ideas and to construct sentences logically
- Making and solving their own questions with each other using test Cards

### Listening



- Dictate sentences in recorded materials
- Listen to great speeches on the Web using Web Cards

### Reading



- Make fill-in-the-blank questions using PDFs of textbooks by masking them with Cards
- Make assignments of rearranging sentences using multiple text Cards



# Art of practice and health and physical education

## Material Box Refer to models in a video at any time

You can save a variety of media such as videos, photos, PDFs, etc. in the Material Box.

Students can prepare and review their work by the teacher putting a sample video and explanations materials in the Material Box.

Teachers may create folders and put materials for each learning level to keep studying at each student's pace.




## Camera / Video Take a video and cross-check

Take videos of your performance for later reviews.

Take a video to capture your performance to meet assignments so that you can review them later.

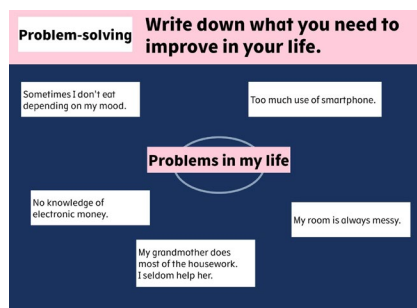
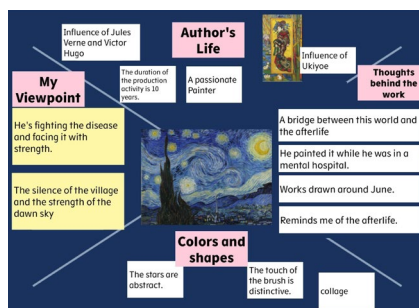
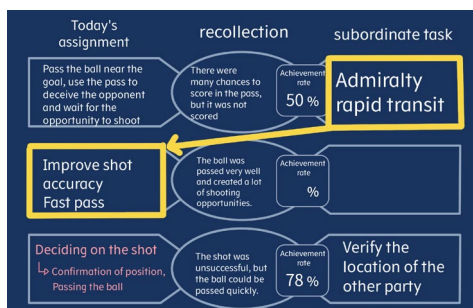
Students submit their videos to the teacher or share them with other students for mutual evaluation.



## Graphic organizer Make a plan before performing the subject

Graphic organizers help sort out all the elements and put them in place.

You can use them to summarize ideas at viewing artworks or making plans for practical exercises.

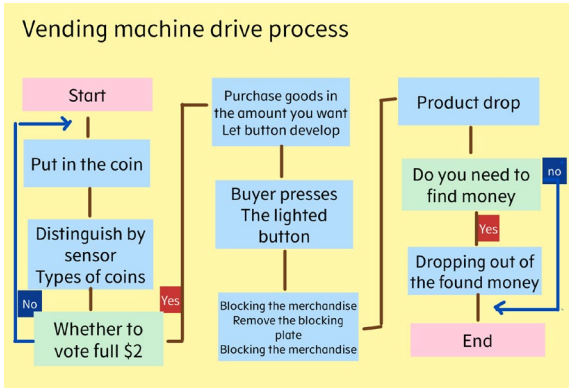




# Programming

## Connect, and swap cards Assemble algorithms and work procedures intuitively

Functions such as “connecting Cards” and “Cards in Card” are useful for subjects such as flowcharts and algorithms that make you think about “processes flow.”

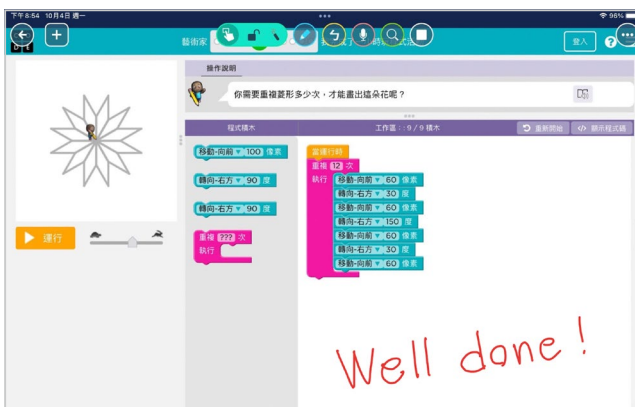


## Submission Box Submission/correction of programming assignments, code review

Programming tasks that students have worked on the Web will be collected using Web Cards.

The teacher can correct the work in the submission box by hand and send it back to students.

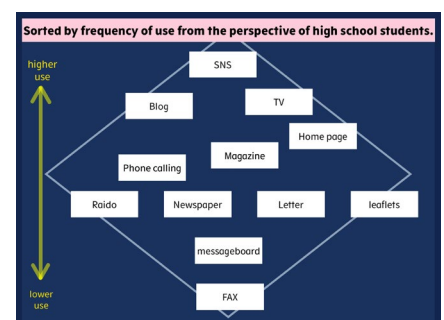
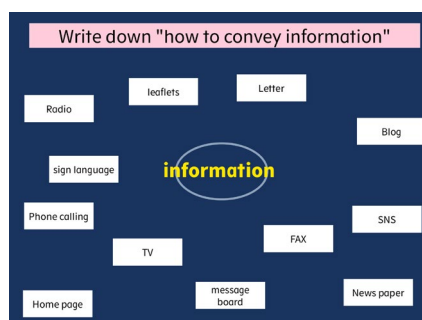
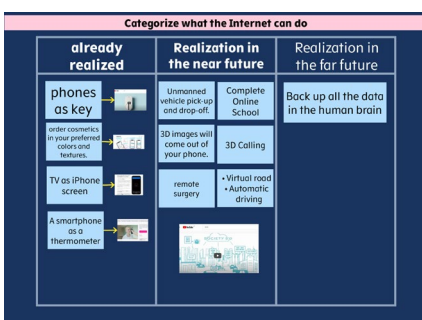
Students can also browse other students' work with the answer sharing function, so they can get new ideas from other students' works.



## Graphic organizer Organize your thoughts and improve your “information processing ability”

In the subject of Information, it is regarded essential to deal with a huge amount of information to live in an information-oriented society. Graphic organizers are useful in organizing students' thoughts.

Also, by using the switching function of the Graphic organizer, you can easily switch the thinking type such as “compare” and “classify,” which leads to multifaceted consideration.



# Project Based Learning

Realize collaborative, cross-disciplinary, and inquisitive learning!

## Material Box

### Accumulate and share all of the learning materials beyond subjects

Students can put any materials created in each subject in a single Note.

Materials sharing is so easy that students can work on any subject more efficiently.

Back	Materials
	Personal
	School-Wide
	School-Wide Shared
	Teachers-Only
	Extracurricular
	Subject Shared
	1st Grade 1st Class

## Submission Box Confirm students' progress on the assignment

As students can submit answers when ready, teachers can review and give proper advice to each of them. By getting feedback on the submitted Card from a teacher, students will go further in their assignment.

## Graphic organizer Visualize and organize your thoughts, and discover problems

In the Integrated lesson, students repeat the following steps; (1) setting tasks, (2) collecting information, (3) organizing and analyzing, and (4) summarizing and expressing.

It is useful when organizing and analyzing information and discovering new problems.

## Connect Cards

### Present your thoughts right away.

### No complicated procedures to make a presentation.

Students have opportunities to express themselves in the Integrated lesson. It is possible for them to develop new thoughts and give a presentation more efficiently than ever.

Students just need to connect Cards to make a presentation, and to share Cards with the member of the group.

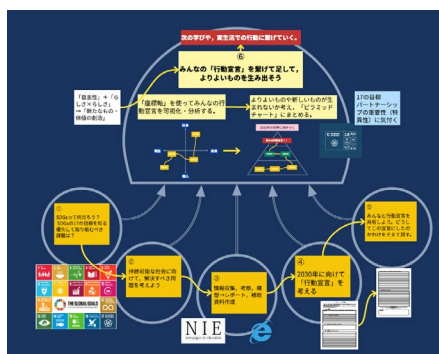



## Example

LoiLoNote supports multi-platform.

Even in a BYOD environment, LoiLoNote works on smartphones or personal devices.

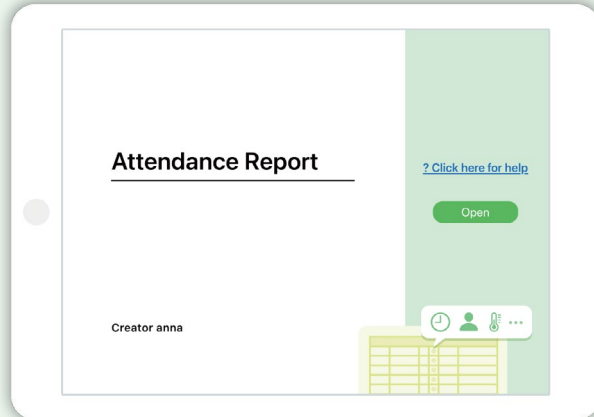
Using Graphic Organizer can pull information together and put them in order more efficiently.





# Automatic tabulation of attendance notification

Data for attendance notification, health observation, and temperature measurement are automatically aggregated every day.



Relevant Dates	Time	Name	Status	Temp	Reason	Details
02/18	21:10	StudentE	Absent	37.7 °C	Influenza	Less fever, but cough a bit.
02/18	21:06	StudentB	Present	36.5 °C	Normal	I'm good.
02/18	21:04	studentA	Present	36.2 °C	Normal, Headache	I'm fine, but suffered from...
02/18	21:02	StudentD	Depart Early	36.6 °C	Doctor's Appointment	Follow-up appointment fo...
02/18	20:57	StudentC	Absent	36.3 °C	Other	To participate in the inter-high...
02/14	19:25	StudentC	Arrive Late	36.3 °C	Normal	The train is delayed.
02/14	19:23	StudentE	Absent	37.9 °C	Influenza	



Students can quickly enter attendance information in the attendance Card. This information will be automatically recorded and aggregated.

Feb 16, 2022

Please select one

☐ Present ☐ Absent ☐ Arrive Late ☐ Depart Early

Please select one or more reasons

☐ Normal ☐ Fever ☐ Headache ☐ Cold Symptoms ☐ Diarrhea / Stomach pain ☐ Vomiting / Nausea

☐ Influenza ☐ Injury ☐ Doctor's Appointment ☐ Excused Absence ☐ Mourning ☐ Other

Please provide details

## Student screen

Students use an input screen every day to record attendance status, reasons for absence, details, and temperature readings.

<

February 2022

>

Holiday batch setting

Filter

Download as CSV

Status

Temperature

AB Absent

AL Arrive Late

DE Depart Early

SU Suspended

TM Temp. Only

Name	Edit	<	20 Sun	21 Mon	22 Tue	23 Wed	24 Thu	25 Fri	26 Sat	>	AB	AL	DE	SU
studentA			-	○	AB	○	○	○	-		2	0	0	0
StudentB			-	○	○	○	○	○	-		0	0	0	0
StudentC			-	AL	○	AL	○	AB	-		2	4	0	0
StudentD			-	DE	○	○	○	DE	-		0	0	4	0
StudentE			-	AB	SU	SU	SU	SU	-		2	0	0	8
Total														
Absent			-	1	1	0	0	1	-					

## Teacher screen

The data lists weekly attendance status. Absence, tardy arrival, and early leaving are automatically aggregated based on the recorded information. Aggregate data can be downloaded in CSV format.

## Let's take a closer look at how to use the attendance card!

Attendance Card manual.

Explains initial settings, operation procedures, and use cases.

[https://scrapbox.io/enloilomanual/Attendance\\_Card\\_Instructions](https://scrapbox.io/enloilomanual/Attendance_Card_Instructions)




How to use the Attendance Card

# Learning from each other in Interactive lessons

## Distribute educational materials, Notifications, Share screens

- Prepare materials using videos, audios, photos, PDFs, Web as cards. Teachers can send those Cards to the whole class or individuals.
- Receive a notification when you receive Cards from teachers/ other students. You can take out Cards any time from sending history.
- The teacher's tablet screen is shared in real-time. While the screen is shared, you will zoom in/out, add texts or drawings and even play videos in it..



## Display all students' answers

- Collected students' answers are displayed in one place on the screen. Easy to find who has not yet submitted their work.
- Using a deadline and students will be informed when the time comes.
- Send feedback to students individually.




## Mutual learning

- Once the teacher allows sharing the answers to the whole class, the students will learn from them.
- Students show their ideas to others or compare ideas in a class, which drives shared learning.



## Free to edit media files

- Edit videos, audios, photos, PDFs, and more while staying in the app.
- Add texts, hand drawings, or recordings to any kind of Cards.
- Edited Cards will be exported as PDF/video.



## Classroom Management

- Teachers can lock students' screens all at once to draw attention to the teacher while students are working on their tasks.
- Teachers can control data exchange between students. Teachers can view all the Card traffics in the timeline of their classes.
- Display any student's screen to the others in the class.



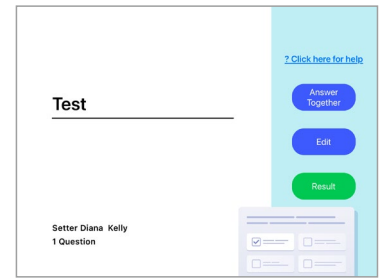


# Automatic Grading

**Test Cards can automatically grade the test results and summarize questionnaires in real-time.**

Answers to the questions are collected, and the result is displayed in a chart in real-time. Videos, audios, and images are also available to make tests/questionnaires.

Students themselves can create tests/ questionnaires as well.

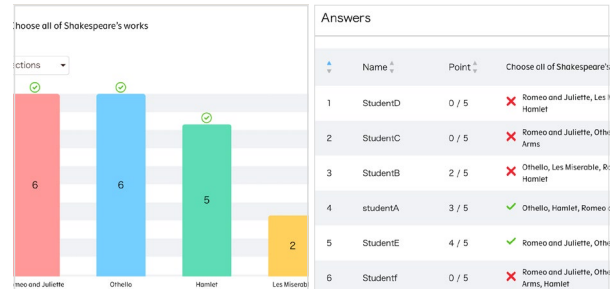


## Test in class / due to late



The test screen is presented to all the students to have immediate answers on the spot. Also, it's possible to distribute the test to students expecting them to answer anytime when ready.

## Real-time summary



Teachers can check the answers in real-time. The result will be displayed in a chart or a list.

## Automatic grading

What's NOT the four great tragedies of Shakespeare? \*

Score 1

☐ Hamlet  
☐ Othello  
☐ Macbeth  
☒ King Lear  
☒ The Tempest

Explanation

Once a student finishes answering, it is graded automatically. The correct answer, score, and explanation are displayed on the student screen.

## Export answer results

	B	C	D	E	F	G	H	I	
Name	Total	Qt	Question	Answers	Correct	Incorrect	Full	mar	Point
StudentD	4	3	4	0	3	5	0	Rom	
StudentC	4	3	4	0	3	5	0	Rom	
StudentB	4	3	4	2	1	5	2	Oth	
studentA	4	3	4	1	2	5	3	Oth	
StudentE	4	3	4	2	1	5	4	Rom	
StudentF	4	3	4	0	3	5	0	Rom	
studentG	4	3	4	1	2	5	3	Oth	
StudentH	4	3	4	0	3	5	0	Rom	
StudentI	4	3	4	0	3	5	0	Rom	

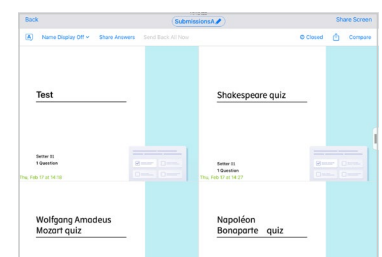
Answer results may be exported to a file.

## Example 1

**Learning from each other by solving tests made by students**

Even students can create tests.

Make tests by themselves, share with their classmates and solve each other's tests. That will make their self-study more efficient.



## Example 2

**School-wide survey and voting**

Using questionnaire Cards, you can conduct a school-wide survey.

Students can add the choices in the questionnaire.

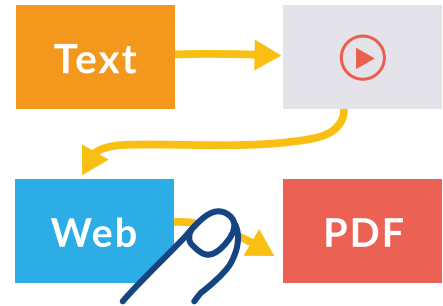
Write your understanding of "To be, or not to be."

# 【Cultivates students' “logical thinking skills”】

## Connect Cards for presentation

Ideas can be captured in Cards.

Students will connect them simply with lines and reorder them to form their ideas. This is the way to finalize their thoughts in a quick-est manner.



## Cards can be put in any other Cards

You can create detailed documents by combining various Cards such as video, audio, photos, PDF, and Web.

### Example 1 Add texts to a photo

You can put descriptions in a photo Card by adding texts or handwriting.



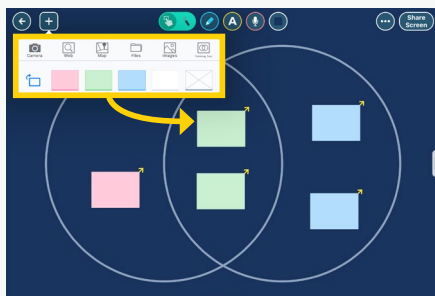
### Example 2 Compare multiple photo Cards

You can easily compare multiple photos and videos by arranging them on a single Card.

Clear	Sunny	Cloudy
Percentage of the entire sky occupied by clouds	Percentage of the entire sky occupied by clouds	Percentage of the entire sky occupied by clouds
0-1	2-8	9-10

### Example 3 Write down ideas on the Graphic organizer

Write down ideas relevant to the topic on the cards and put them on the Graphic organizer. Looking at all ideas, you can organize your thoughts and information.



### Example 4 Create fill-in-the-blank questions

Put blank cards as answer boxes on the document you've created. You can quickly create fill-in-the-blank questions.

I have \_\_\_\_\_ that my four little children will one day live in a nation where they will not be judged \_\_\_\_\_ but by the content of their character. I have \_\_\_\_\_ today.

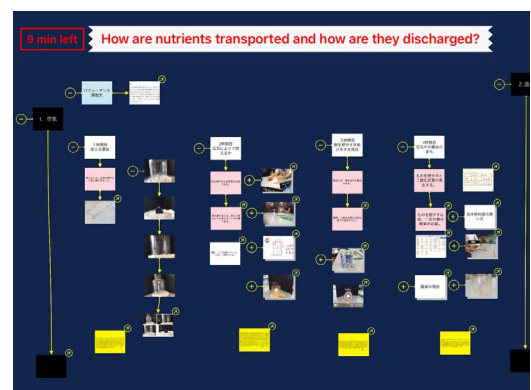
I have \_\_\_\_\_ that one day ... our little black boys and black girls will \_\_\_\_\_ with little white boys and white girls as sisters and brothers. I \_\_\_\_\_

## Record learning progress

All your lesson materials are stored in the LoiLoNote School server.

By reviewing the cards at the end of the semester, students can recall each lesson and create a unit summary.

Students will refer to the data even after they graduate from school.





# Graphic organizers

**Graphic organizers will visualize your thoughts and assist you to think creatively and logically in the thinking process.**

The thinking process can be broken down into more concrete procedures, such as comparing, classifying, or predicting. We use these procedures, which we call “thinking skills,” to connect and structure our knowledge to gain a deeper understanding of some ideas.

Graphic organizers allow us to practice these thinking skills in a visual way.

## 3 steps to develop new thoughts

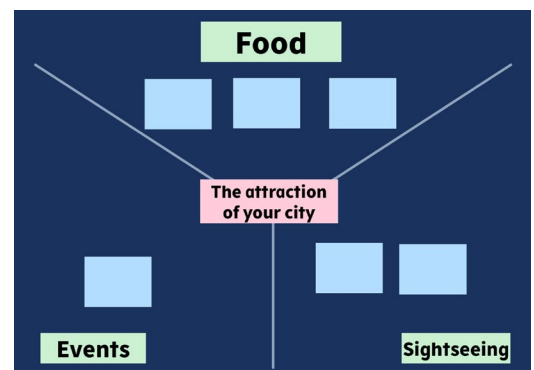
Graphic organizers can be a powerful support for this step

1. Write down elements that came up in your mind
2. Explain ideas
3. Develop new thoughts



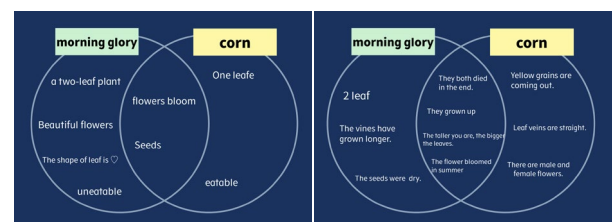
## 1 Write down elements that came up in your mind

Graphic organizers describe thinking patterns such as comparing and sorting. Teachers select one of them and give students perspectives to meet the subject. Students will utilize the tool to make up their conclusion.



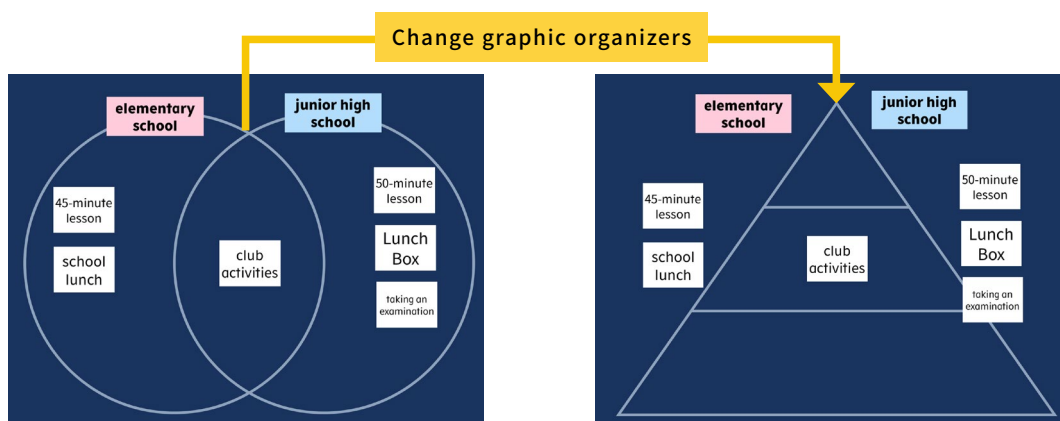
## 2 Explain ideas

Share the ideas you have written out with others and explain them to each other. The whole class uses the same graphic organizer, which makes it easier to compare ideas and understand each other's ideas.



## 3 Develop new thoughts

After completing one graphic organizer, you can switch to another graphic organizer while keeping the Cards intact. This function will help you rebuild your thoughts from another angle.

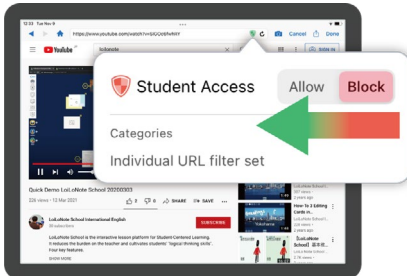


# LoiLo Web Filtering

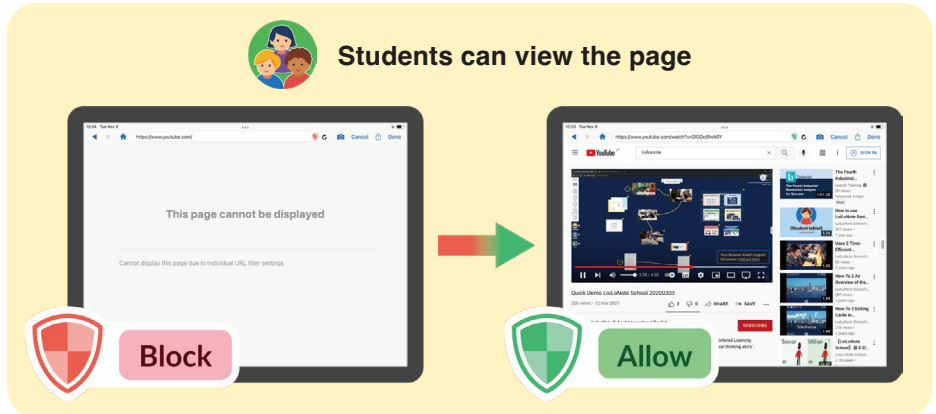
**LoiLo Web Filtering is available for free!**



**Permission by teacher**



**Students can view the page**



**Maintain a constant speed of displaying Web pages regardless of a number of tablets connected**

As the URLs are verified by a service running in the cloud, performance will not be degraded even when the number of users increases.

**Teachers can control which Web pages students can access in the app**

Teachers can change the access setting in the app at any time.

Even when the rule blocked student access to the entire YouTube, a teacher can allow students to view a specific YouTube videos via the app.



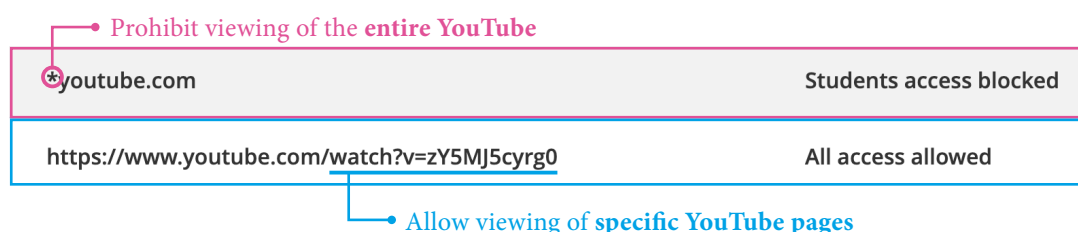
**Cloud-based AI makes real-time updates to categories**

Each time a user tries to access an as-of-yet un-categorized Web site, the AI will make an automatic assessment and add the result to its database for the future.

Category	Student	Teacher
Abortion	<input checked="" type="checkbox"/>	<input type="checkbox"/>
Adult	<input checked="" type="checkbox"/>	<input checked="" type="checkbox"/>

**Individual URL Filters**


You can set rules for categories of Websites, whole domains, or individual URLs. Even if the entire domain is restricted, only the specified Web pages can be viewed by changing viewing rules.





## Web filtering is effective on any network

Filtering is effective on any network or device. Teachers can allow students to use the Web with peace of mind even when studying at home.



## Obtain Web access logs of the entire school

Administrators can obtain Web access logs of the entire school. They can view both restricted history and full history separately. Display access information regarding a URL, including date and time, subject, the URL's category, and filtering results. Administrators can search by specific keywords or periods.

Timestamp	Viewable	Web Page	Teacher or Student	Subject	Source	Categories
2021-04-02 17:12	🚫	<a href="https://twitter.com/LoiLoNoteSchool">https://twitter.com/LoiLoNoteSchool</a>	Student	1st Grade 1st Class Extracurricular	Categories	Social Networking
2021-04-02 17:11	🚫	<a href="https://www.youtube.com/watch?v=zY5MJ5cyr0&amp;feature=emb_logo">https://www.youtube.com/watch?v=zY5MJ5cyr0&amp;feature=emb_logo</a>	Student	1st Grade 1st Class Extracurricular	Individual URL Filters	
2021-04-02 17:10	🚫	<a href="https://www.instagram.com/">Instagram</a>	Student	1st Grade 1st Class Extracurricular	Categories	Social Networking
2021-04-02 17:09	🚫	<a href="https://twitter.com/">https://twitter.com/</a>	Student	1st Grade 1st Class Extracurricular	Categories	Social Networking

## Web filtering is effective on the entire device



### Chromebook

- You can apply a web filter to the entire Chromebook.
- You can install LoiLo Web Filtering on all devices at once from the console.



### Windows

- By limiting the browser used to Microsoft Edge, access to harmful sites can be blocked on all Windows devices.
- You can install LoiLo Web Filtering on all the devices from Microsoft Intune.



### iPad

- LoiLo Web Filtering is applied to the “Web cards” in the LoiLoNote School application.
- The Safari browser cannot be filtered, so please disable Safari from MDM.

## Learn more about LoiLo Web Filtering

It is a LoiLo Web Filtering manual page.

You can learn how to set rules from the administration screen.

[https://scrapbox.io/enloilomanual/LoiLo\\_Web\\_Filter\\_Maunual](https://scrapbox.io/enloilomanual/LoiLo_Web_Filter_Maunual)



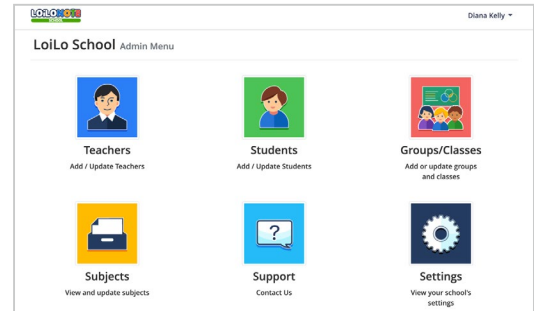
LoiLo Web Filtering

# 【 User management 】

## User Registration

**You can register teacher/student accounts in bulk using Excel data.**

If the entire municipality uses LoiLoNote School, the administrator of the municipality can register the data of all schools at once.



## Sign in

**You can sign in using your Google account or Microsoft account.**

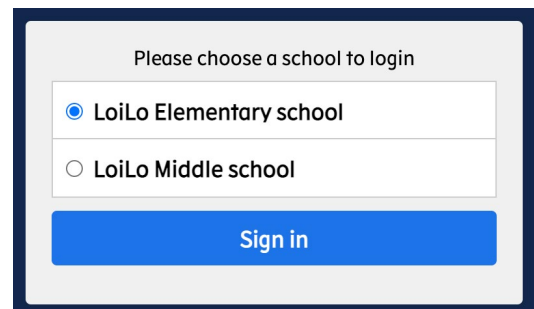
You can also link your existing LoiLoNote account to your Google or Microsoft accounts.



## Sign in to the different schools

**You can sign in to multiple schools with a single Google account or Microsoft account.**

If you work at more than one school, you can quickly sign in by selecting the school you want to use.



## View data by year

**You can view the data you created in the past at any time.**

Separate data storage for each year.

Even after you graduate, you will be able to view the data you created while in school.

<a href="#">Back</a>	Ended Subjects
2021	
2020	
2019	

## How to register as a user

We provide a user registration manual on our support page.

[https://scrapbox.io/enloilomanual/User\\_Registration\\_Manual](https://scrapbox.io/enloilomanual/User_Registration_Manual)



# Management of all schools in a municipality

## Municipal administration account

**A single municipal administrator can manage multiple schools in the same district**

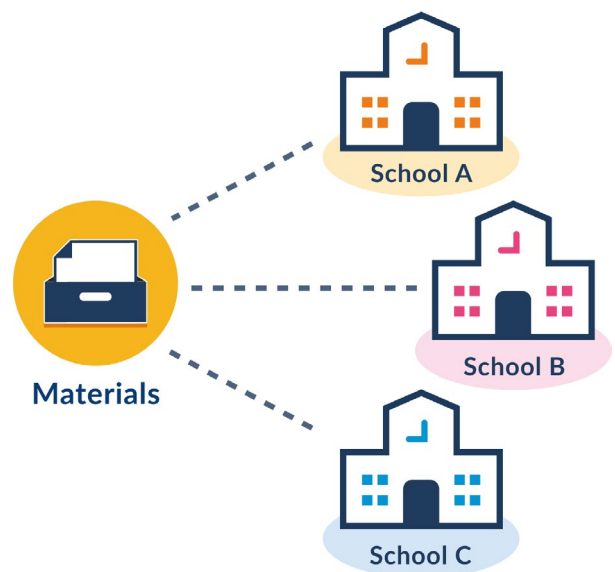
- ✓ Register teacher/student accounts of all schools at once.
- ✓ Manage municipal-shared folders; within a municipality, school, or class
  - Upload documents to municipal-shared folder
  - Grant municipal accounts to specific teachers
- ✓ Grant a teacher the access to a municipal administration account.



## Manicipal-shared folder

**Share and distribute any materials among all schools in the municipality.**

- ✓ Materials can be accessed from any school in the municipality.
- ✓ Folder type: only teachers in the municipality can view, students also can view.
- ✓ Only teachers selected by municipal administrators can upload materials to the shared folder.



## Use in private schools

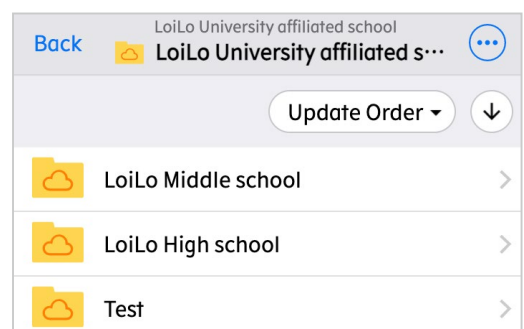
**You can share data between related schools using a shared folder.**

### Example 1

**Conduct questionnaires at combined junior and senior high school.**

### Example 2

**Conduct common tests at the related schools.**



If you are interested, please contact us. [loilo@loilo.tv](mailto:loilo@loilo.tv)



## 【 Use cases 】

case  
01

### Realizing optimized learning to every student

“ By facing each student and through individual learning, test results have remarkably improved. ”

Nihon University Highschool / Junior Highschool

In order to realize optimized learning, detailed guidance to every single student is important. Individual guidance such as notebook correction has been done efficiently by using LoiLoNote School.



### Changes after introducing LoiLoNote School

#### Improving the efficiency of individual guidance

Even before introducing iPads, we focused on notebook correction. But with the introduction of LoiLoNote School, notebook correction has become more efficient. As I have been able to give detailed guidance to each student, I feel I can inspire the students' motivation by hearing, "I understand! and Let's do our best again next time!"

Regarding the utilization of teachers, those who were reluctant to introduce iPads are now using LoiLoNote School the most. I feel the fact anyone can use it intuitively is a big draw of LoiLoNote School.

#### Increased learning motivation

Frequent two-way interactions during class have helped students develop their own learning attitudes. Since teachers can distribute lesson materials according to the student's level of understanding, it is also helpful for students to learn according to each individual's learning pace. These efforts have dramatically improved test results.

**“ By increasing the amount of input and output,  
Students can now speak in their language. ”**

Teacher Daiki Tsuji (Ritsumeikan Moriyama Junior & Senior High School)

Voice input and output are indispensable for training the four English skills.

It has been difficult to carry out voice learning according to individual abilities until now.

At Ritsumeikan Moriyama Junior & Senior High School, LoiLoNote School has been used to enhance individual input and output activities, and we have succeeded in training four English skills.



## Changes after introducing LoiLoNote School

### Enhancing input activities

In classes focused on listening, learning is done individually. Since the amount and the sound they can listen to and the number of times that one wants to hear is different, voice data is distributed via LoiLoNote School, and each individual takes down what they heard at their own pace.

### Enhancing output activities

At the end of each unit, we make it a rule to output the text by retellings and presentations using keywords. At the presentation time, they shoot and submit their presentations as a pair. We also incorporate discussions and debates for them to speak improvised. By accumulating these activities, the number of students who can express their thoughts in English has increased.


**“ With graphic organizers, students could improve their ability of thinking, judgment, and expression. ”**

Teacher Kenkichi Nagano (Momoyama Elementary School, Kyoto University of Education)

For students to take the initiative in creating their ideas, it is important to acquire knowledge and utilize it to think, judge, and express them.

Graphic organizers visualize thoughts and support the use of knowledge.

At Momoyama Elementary School, affiliated with Kyoto University of Education, we have succeeded in developing students' thinking, judgment, and expressiveness by utilizing the Thinking Tools of LoiLoNote School.



## Changes after introducing LoiLoNote School

### Utilization of graphic organizers

Graphic organizers are used in sorting information, group discussions, presentation activities, and reflections. In the process of deepening the understanding of the learning content and creating ideas, abilities of thinking, judgment and expression were developed.

### Benefits of using LoiLoNote School graphic organizers

Although you can write and use graphic organizers on paper, there are significant benefits to using the Graphic organizer on LoiLoNote School.

- You can easily copy, move, and modify cards so you can quickly organize your thoughts without stopping your thoughts.
- By switching the Graphic organizer diagrams, you can reconstruct your thoughts from a different point of view.
- By accumulating the data of the entire unit on one Note screen, students will get a bird's-eye view of their learning of the unit.

### Voices of teachers and students regarding the use of graphic organizers

#### Voices of students

- I'm not good at organizing my thoughts, but using graphic organizers made it easier to do so.
- Shortened the working time.
- It has become faster to come up with new ideas.

#### Voices of teachers

- It has made me possible to “compare,” “classify,” and “associate” consciously.
- Qualitative and quantitative improvements were seen in students who were not good at writing.
- As I can see the flow of thoughts of students, I can now give them more accurate guidance.




## Reducing the teachers' workload

“ After introducing LoiLoNote School,  
I have more time for lessons. ”

Teacher Koji Imai (Higashi Fukuoka High School)

At Higashi-Fukuoka High School, the introduction of LoiLoNote School has made significant improvements in operations, such as making it paperless and improving the efficiency of class preparation time, and has helped to succeed in reducing the workload of teachers.



### Changes after introducing LoiLoNote School

#### Before class: Shortened preparation time and improved efficiency

The time required for printing has been dramatically reduced, and paperless has been realized. It also helped shorten the preparation time for classes, and now I can use more time for studying teaching materials. The iPad is the only material I take with me. All the materials and functions used in the lesson are at LoiLoNote School, so it's easy to get to class.

#### During a class: Efficient class time

By being able to distribute materials, collect assignments, and share thoughts instantly, communication with students has increased, and it has become possible to secure time for students to think and collaborative learning.

##### Changes in students

Communication between “teachers and students” and among “students” has increased. That has been raising students’ awareness of participation in classes.

##### Changes in teachers

As lesson time has become more efficient, teachers have more time to think about lesson planning than ever before.

#### After class: Evaluation of deliverables


Student deliverables, lesson data, etc. are stored in the cloud so that students can look back and evaluate their submissions anytime.

### Let's take a look at the interview!

We asked about the changes after introducing LoiLoNote School.  
<https://bit.ly/3EagL2E>



LoiLoNote School  
Work Style Innovation



# One year free for all schools

Try it  
out!

Try our full-featured service.  
One year free for all schools, public and private!



- ★ Unlimited cloud storage
- ★ Unlimited user accounts
- ★ Start with free in all schools in your municipality
- ★ No charge for teachers forever

**Have an interest? Contact us!**

## Contact

Open Hours : 9:00-18:00  
Customer service is available Monday through Friday.  
Office closed on Saturdays, Sundays, and national holidays.

✉ [loilo@loilo.tv](mailto:loilo@loilo.tv)

## Facebook

Click "Like" on our Facebook page  
to get the latest news.



<https://www.facebook.com/loilonote.en>